

Law School Timeline

careers.ucr.edu
(951) 827-3631

CONNECT. INSPIRE. EMPOWER.





Agenda

- **10-12+ months out**
- **6-8+ months out**
- **2-5+ months out**
- **When Applications Open & After Submission**



**10 – 12+ months before
applying**



Start Researching Law Schools

- Research law schools, student opportunities, and admissions requirements
- Research the LSAT range for your chosen schools and start making a list
- What matters to you?

Create Your LSAC Account

- Tracks the status of every step you take as you apply to your selected schools
- Each school has specific application requirements and timelines.
- **LSAC Calendar** lets you track those deadlines.
- Use your LSAC account number as your primary identifier for all LSAC services.


Begin LSAT Prep

- **LSAT prep resources:** Princeton Review, LSAC, Khan Academy, tutors, books, and YouTube.
- Target your testing weaknesses and work to improve them
- In general, 150 – 300 hours of LSAT preparation is recommended
- Closer to 300 test-takers for those unfamiliar with LSAT

Become Involved With Prelaw Activities

- Join activities on campus that aim to prepare students for careers in law
- Attend events on your campus related to law & the legal field
- Internship and mentoring opportunities with local legal professionals
- Reach out to current and graduated law students at the schools you are interested in

UC RIVERSIDE



**GRADUATE, PROFESSIONAL,
& LAW SCHOOL**

..... FAIR.....



2023 UCR Graduate, Professional, and Law School Fair (In-Person)

Wednesday, November 1st 2023, 11:00 am - 2:00 pm PDT

900 University Ave, Riverside, California 92521, United States [📍](#)

☆ Favorite

Register For the Fair Here: https://ucr.joinhandshake.com/stu/career_fairs/41156

What to consider when choosing a program



Program considerations

How to search for programs



Law school websites



Rankings



Accreditation



**6 – 8+ months before
applying**



Register for the LSAT

- Registering for and take the LSAT on the LSAC website
- Good idea to take the summer administrations of LSATs (ample prep time and allow you to receive your score before the application cycle opens)
- Keep in mind the possibility of retakes and take the LSAT as early as possible
- Ask for fee waivers!

Register for the CAS

- Register for the Credential Assembly Service (CAS)
- Service that is accessed through the LSAC and how you will send your application
- Most schools require you to send your score report, LORs, and transcripts to them using this service, so registering for the CAS is an essential step in your application process.
- Costs \$195 to register with the CAS – account will remain active for 5 years
- Every time you send a law school report to a school that includes your score, transcript, and recommendation letters, you will need to pay a \$45 fee in addition to the application fee that your chosen law school requires.
- Law Schools can also find you on CAS



Inquire About Letters of Recommendation

- Start speaking to professors or other important individuals in your life about the possibility of receiving a letter of recommendation
- Instructors are great but other professional letters of recommendation are also accepted
- You will need 3 letters for most schools, and the person that you ask to write your letter should be someone who can attest to your skills, character, and general ability to succeed in law school.

Finalize Your Law School Application List

- Once you have taken the LSAT and spent some time thinking about your law school applications, you should have a better idea of which law schools you want to apply to
- You can use predictors online and admissions reps to help give you an idea of your prospects, but keep in mind this is always just an estimate!
- Finalize your law school application list and prioritize what your next steps are

Staying organized



Excel



Google Drive

Find a way to track your program research, application materials, and status that works best for you



**2 – 5+ months before
applying**



The last 2 to 6 months before you start submitting your applications are likely to be very busy!

Create your application materials into one neatly created package

Request Undergraduate Transcripts

Start Writing Your Personal Statement

- Well-written, concise, and presents a complete picture of you as an applicant
- Your chance to tell the admissions committee your motivations for wanting to attend law school and what you will be able to add to their entering 1L class
- Avoid including unnecessary examples or stories and adding too much creative writing
- Storytelling is ok, to an extent, but it needs to be based on facts and reality and should not contain fabricated content
- Utilize the ARC & mentors mostly, yet the Career Center can support

Create a Law School Resume

- Just as important as the rest of your application materials
- Easy way to sum up your experience and achievements and is often the first thing an admissions officer will look at
- Come to the Career Center to create, enhance & finalize!



Understand Individual Application Requirements

- Some law schools have additional application requirements
- Can range from things like Yale's 250 word required writing sample or an essay prompt that asks you to write why you want to attend that law school in particular
- Budget enough time to finish everything properly before turning in your application
- Make a list/spreadsheet of requirements for each law school application

Budget for Application Costs

- LSAT, CAS fee, application costs
- Reach out for fee waivers!!
- Could waive the cost of the application fee and sometimes the cost of the CAS fee as well
- Reach out to your chosen law schools' admissions offices and inquire after one
- No penalty for asking, and it could save you a significant amount of money in the long run.

Leave Ample Application Time

Transcripts

Official

Unofficial

Leave enough time to mail

Application

Institutional

Program-Specific

Fees (program and institutional)

LSAT

Find your best study method

Schedule early enough to allow for scoring

Fees to take and to send scores

Personal Statements

Share motivation and preparation

Ask admissions representatives questions

Highlight unique qualities and career goals

Use the ARC

Letters of Recommendation


Ask months in advance

Provide resume and highlights

Writers should speak to academic preparedness and/or professional competence



When Applications Open



Law School applications open between early August and early September, with some opening in October. Majority of students aim to submit their applications between late August and December.

Proofread and Finalize Your Essays

- Before applications open, you should have written and crafted your application to perfection
- Good idea to give one final proofread and finalize all application materials
- Can help you catch any small errors last minute

Take Care With Your Applications

- Work diligently through your drafted list of law schools to apply to
- Take your time with each application
- It is easy to get carried away submitting many applications at once, but this increases your chances of making a mistake, sending the wrong documents, or uploading an error-filled application

Congratulations, you're now ready to submit!



**After Your Application is
Submitted**



Wait for Admissions Decisions

- Relax, be proud of your hard work thus far, and don't worry too much!!!
- Most law schools will start sending out decisions around 2 months after an application is submitted
- Time may be shorter or longer depending on the school
- If you haven't heard back from a school within 3 months, you may want to send a letter of continued interest; these letters are also a good idea if you have been waitlisted by a school.

Scholarships & Funding

- After you are admitted, scholarship offers should follow shortly afterward
- Private scholarships & fellowships
- Financial Aid

Start to Prepare for Your 1L Year

- 1st semester – full of reading, studying, and legalese, so you should work on building up your familiarity with reading legal works, legal writing, and general first semester subjects
- Speak to current 1L students about what to expect from law school.



What About Early Decision Applications?

- Submitting an early decision application can possibly speed up your timeline
- Early decision applications are typically due by **November** at the latest and are often binding decisions, meaning that if you are accepted with early decision, you are obligated to withdraw your applications to all other law schools
- Good option if there is one law school you absolutely want to attend above all others
- If you want to see what's out there and go with the best admissions offer, you may want to stay away from early decision.

When Is the Latest You Can Reasonably Apply to Law School?

- Earlier you apply to your chosen schools, likelihood of early acceptance & scholarships
- Applications to law schools generally stay open until late March or early April, with most schools closing their applications in early March
- ***February is thought of as the latest*** you should apply to a school, and you absolutely shouldn't apply later than early March, as your chances of acceptance and scholarships are very low
- Wait until the next cycle to apply to law school instead of applying later than early March.



Questions?

Location: We are located in the Career Center Plaza. Our entrance is the University Lecture Hall and the Surge Building, behind the UCR Campus Store.

Hours:

Mon. - Fri. 8 am to 5 pm

Individual counseling appointments available

Schedule on Handshake

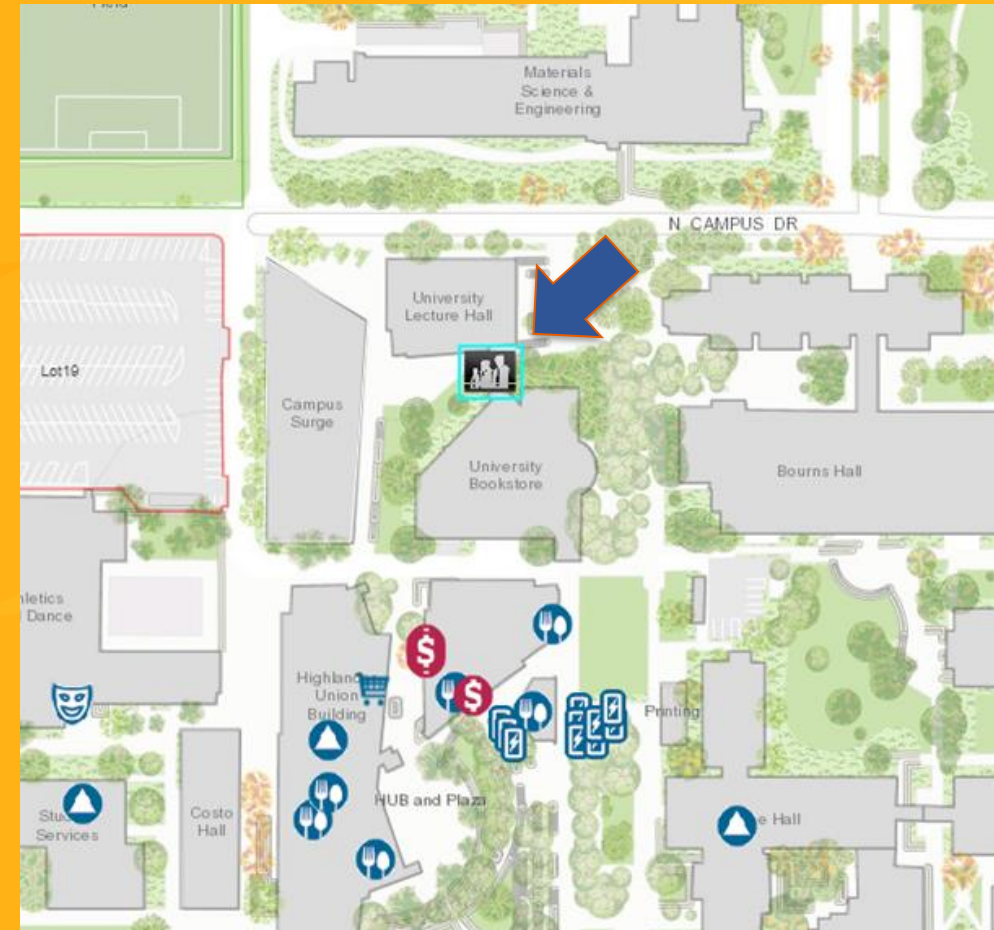
Drop-in Hours:

Mon. - Fri. (days & times vary)

View drop-in schedule on our website <https://careers.ucr.edu/>



Career Center



careers.ucr.edu • (951) 827-3631



#HireHighlanders • #UCRCareerReady

Connect with us!



UC RIVERSIDE | Career Center

#UCRCareerReady

#UCRCareerCenter

#HireHighlanders

Connect. Inspire. Empower