

Interviewing for Introverts

careers.ucr.edu
(951) 827-3631

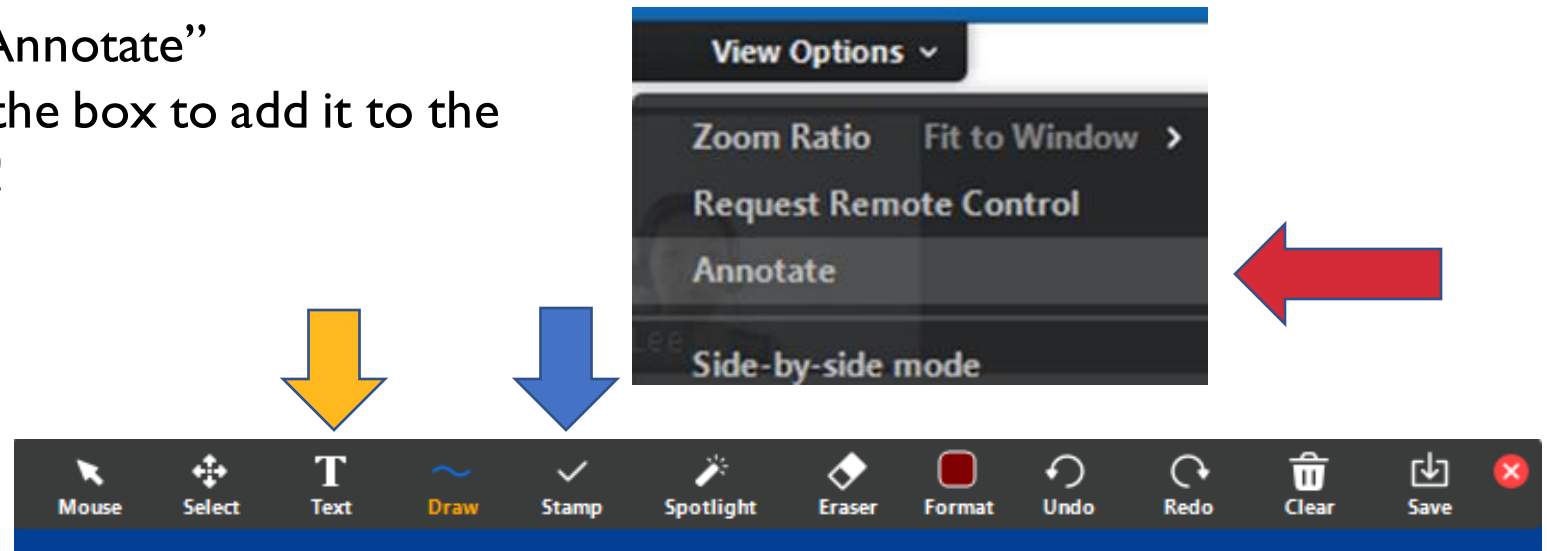
CONNECT. INSPIRE. EMPOWER.

Agenda

- **Definition**
- **Are you an introvert?**
- **Types of interviews**
- **Common interview challenges**
- **Preparing for the interview**
- **After the interview**

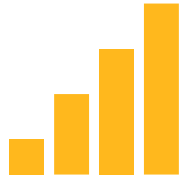
Using the annotation feature for this meeting

- Under "View Options", click "Annotate"
- You can add text (click out of the box to add it to the screen), add stamps, and more!
- Test it out on this page



What You'll Learn Today

At the end of this workshop, you will be able to...




Identify the strengths of being an introvert



Describe challenges of interviews and how to overcome them




Understand how to prepare for each phase of the interview





NACE CAREER READINESS COMPETENCIES



Obtaining requisite competencies that broadly prepare college graduates for a successful transition into the workplace.



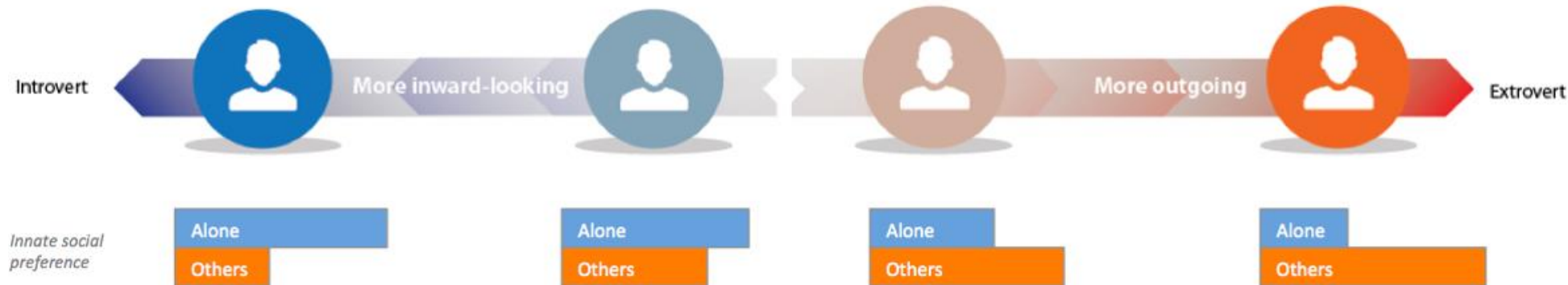


What is an introvert?

What is an introvert?

- Introversion ~~x~~ Shyness

- **Introversion:** preference for environments that are not overly stimulating
- **Shyness:** fear of social disapproval or humiliation





What is an introvert?

Are you introverted?

- I prefer to relax alone or with a few close friends
- I don't like feeling rushed
- I consider only deep relationships as friends
- My mind goes blank in groups or under pressure
- I need rest after outside activities, even ones I enjoy
- I tend to think before I speak or act
- I appear calm, self-contained, and like to observe
- I often listen but talk a lot about topics of importance to me

The strengths of being an introvert

Let's chat!

What year are you in school?

What is your major? How did you choose it?

Based on what you know so far, what are some strengths of being an introvert?





Types of Interviews

Types of interviews

Phone/Virtual

Clarify the Details
Find a Quiet Space
Do Your Research
Focus on Verbal
Communication





Prepare for Standard Interview Questions

Connect With All Interviewers

Prepare Follow Up Questions


Types of interviews
Traditional/Panel



Types of interviews

Meal

Follow the Interviewer's Lead

Maintain Conversation

Follow Etiquette Rules

Less Formal Environment

Types of interviews

Group

Focus on Interactivity & Inclusivity

Speak with Purpose

Listening is Key





Common Interview Challenges

Common interview challenges

Getting anxious

Prepare for the most common interview questions

There is no “right” answer

Think of the interview as a conversation

Relax – you’ve made it this far!



Common interview challenges

Feeling like you're bragging



Be as objective as possible

Talk about the most exciting aspects of your experience

Bring samples to show your work

Common interview challenges

Thinking on your feet



Internal processors work out the details before they speak

External processors talk through their thinking

Do your research – preparation is key

Pause, reflect, then answer the question

Bring a notepad with key phrases and questions

Common interview challenges

Making a good first impression

Know where you are going

Prepare a few topics of small-talk

Practice positive self-talk

Be aware of your body language

Give yourself as many advantages as possible





Preparing for the Interview

Preparing for the interview

Play to your strengths



Research

Become an expert on the organization, your interviewer, and yourself



Tell me
about
yourself.

Prepare

Know the most common interview questions, and have answers ready



STANDOUT®

Practice

Make an appointment with your Career Specialist, practice with family/friends, or use StandOut

Preparing for the interview

Behavior-Based questions

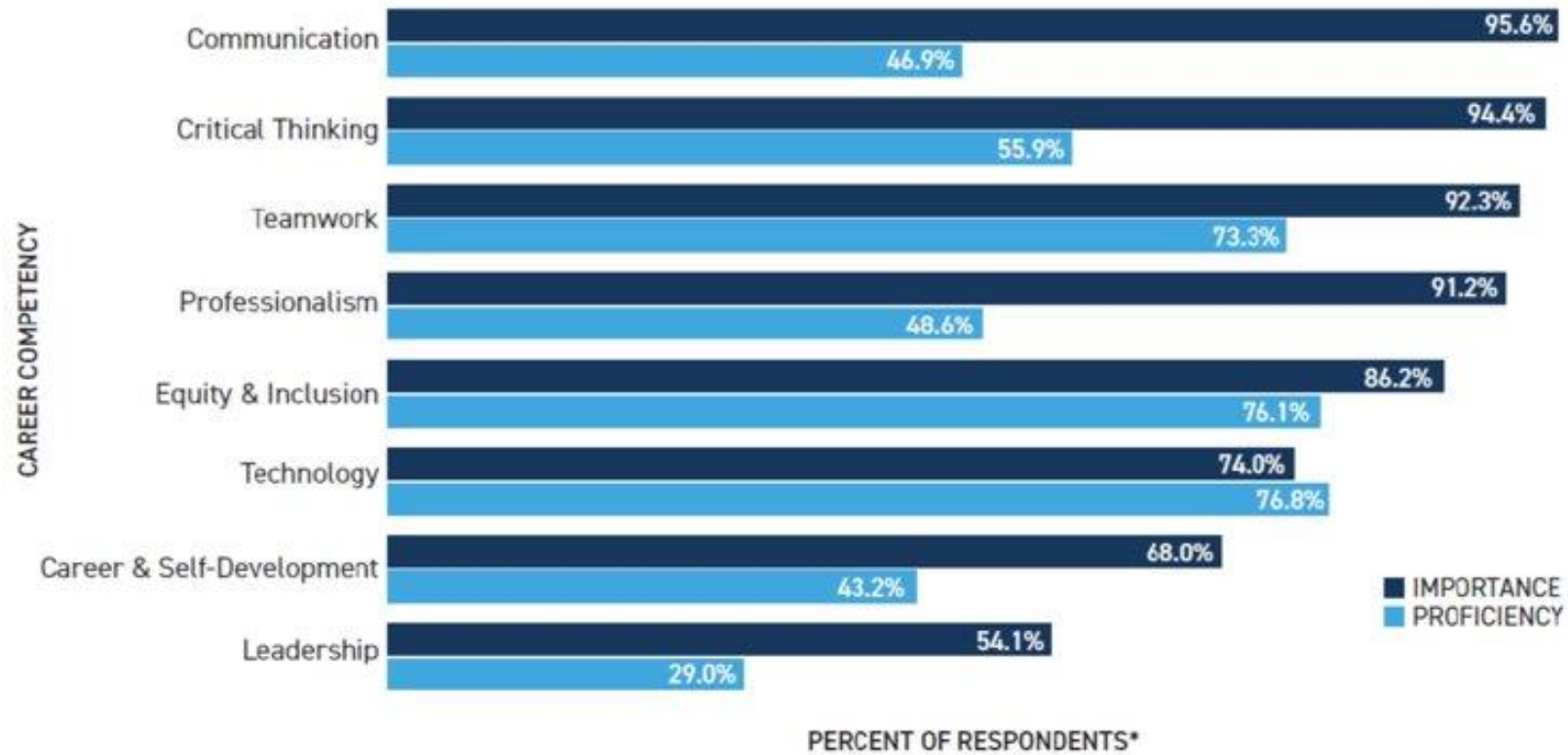
S	SITUATION	Detail in the background. Provide a context. Where? When?
T	TASK	Describe the challenge and expectations. What needed to be done? Why?
A	ACTION	Specify the action taken. What did you do? How? What tools did you use?
R	RESULTS	Explain and quantify the results: accomplishments, recognition, savings, etc.

Tell me about a time when you...

- have worked on a team
- took the lead on a difficult project
- had a conflict at work
- found a creative solution to a problem
- failed

What skills are employers looking for?

Career Competencies





After the Interview



After the interview

Send a thank you note



Thank them for their time



**Reference what you
learned**



**Connect your skills to their
needs**



Follow up!

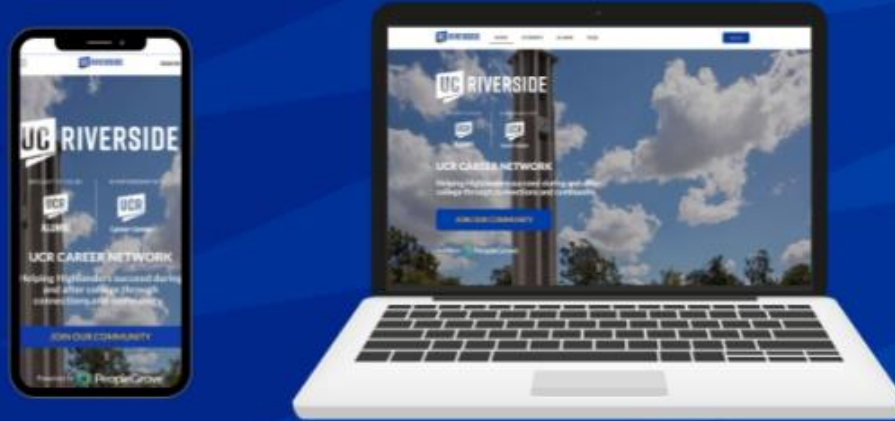
INTROVERTS



**UNITE
SEPARATELY
IN YOUR OWN HOMES**


Questions?

UC RIVERSIDE | Career Network



Join the UCR Career Network, an online community for networking, mentoring, and job opportunities for alumni and students.

MENTORING

Matching process that connects current students with alumni or alumni with one another.

JOB SEARCH

Job board for those currently seeking employment or for alumni looking to hire other Highlanders.

NETWORKING

Discussion boards to meet and network with others who have similar career questions.

REGISTER AT [CAREERNETWORK.UCR.EDU](https://careernetwork.ucr.edu)

Location: We are located in the Career Center Plaza. Our entrance is the University Lecture Hall and the Surge Building, behind the UCR Campus Store.

Hours:

Mon. - Fri. 8 am to 5 pm

Individual counseling appointments available

Schedule on Handshake

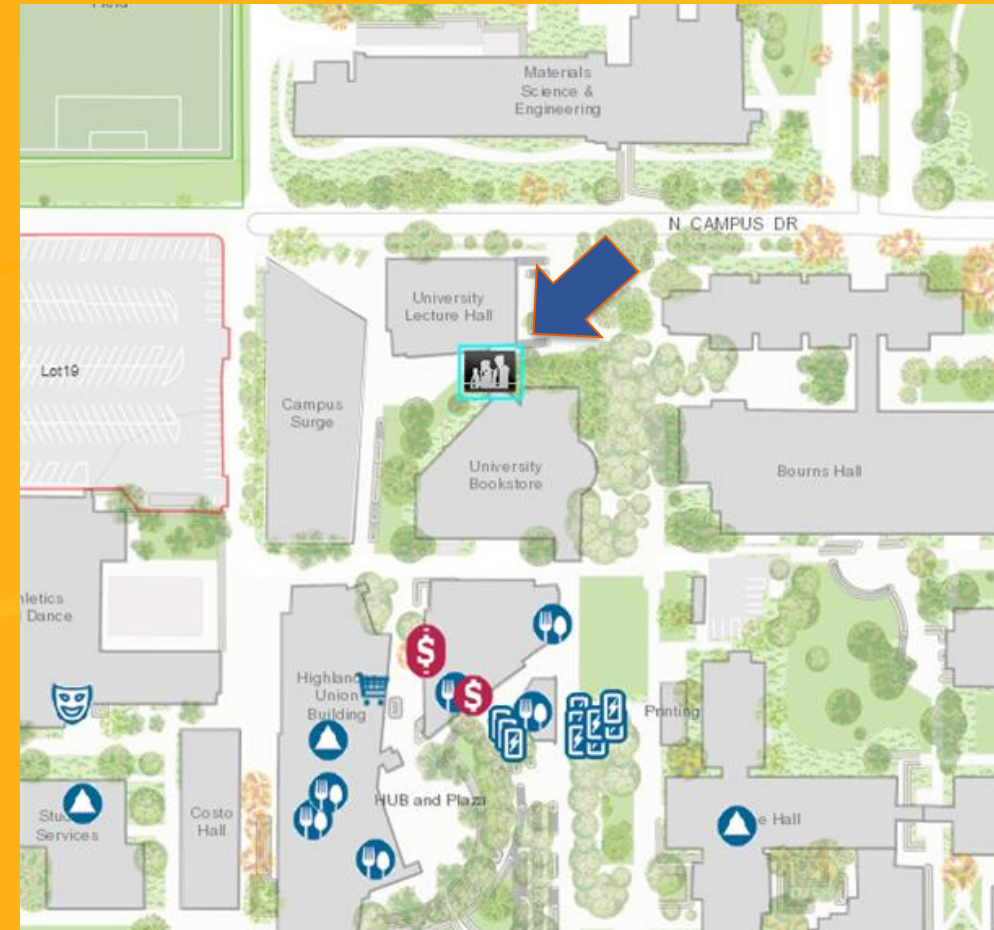
Drop-in Hours:

Mon. - Fri. (days & times vary)

View drop-in schedule on our website <https://careers.ucr.edu/>



Career Center



careers.ucr.edu • (951) 827-3631



#HireHighlanders • #UCRCareerReady

Connect with us!



UC RIVERSIDE | Career Center

#UCRCareerReady

#UCRCareerCenter

#HireHighlanders

Connect. Inspire. Empower